




# N-type i-TOPCon

BACKSHEET MONOCRYSTALLINE MODULE

TSM-NE09RH.05 420-445W

**445W** / MAXIMUM POWER OUTPUT

**22.3%** / MAXIMUM EFFICIENCY



## Small in size, bigger on power

- Up to 445W, 22.3% module efficiency with high density interconnect technology
- Reduce installation cost with higher power bin and efficiency
- Boost performance in warm weather with low temperature coefficient and operating temperature



## High Reliability

- Innovative non-destructive cutting for improved mechanical resistance and strength
- Excellent fire rating, weather resistance, salt spray, sand dust, ammonia performance which is fully applicable in coastal, high temperature, humidity area and harsh environment



## Ultra-low Degradation, higher output

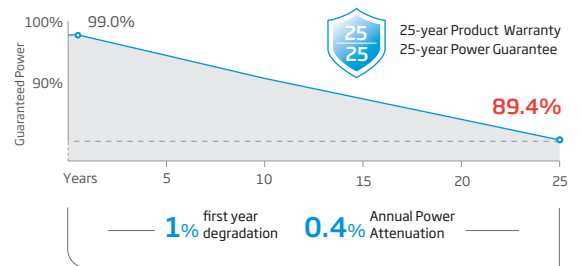
- First-year degradation 1% and annual degradation at 0.4%
- Up to 25 years product warranty and 25 years power warranty



## Ideal for residential and C&I rooftops

- Easy for integration, designed for compatibility with existing mainstream inverters and diverse mounting systems
- Perfect size and low weight for handling and installation
- Most valuable solution on low load capacity rooftops (weight similar to backsheet version)
- Mechanical performance up to certified 5400Pa positive load and 5400Pa negative load

## Performance Warranty



\* Please refer to product warranty for details

## Comprehensive Products and System Certificates

IEC61215/IEC61730/UL61730

ISO 9001: Quality Management System

ISO 14001: Environmental Management System

ISO14064: Greenhouse Gases Emissions Verification

ISO45001: Occupational Health and Safety Management System



**ELECTRICAL DATA (STC)**

Peak Power Watts- $P_{MAX}(W_p)^*$	420	425	430	435	440	445
Power Selection (W)**	0 ~ +5					
Maximum Power Voltage- $V_{MPP}(V)$	28.3	28.5	28.8	29.1	29.3	29.5
Maximum Power Current- $I_{MPP}(A)$	14.84	14.88	14.93	14.99	15.02	15.08
Open Circuit Voltage- $V_{oc}(V)$	33.7	33.9	34.3	34.5	34.8	35.1
Short Circuit Current- $I_{sc}(A)$	15.80	15.84	15.89	15.96	16.01	16.07
Module Efficiency $\eta_m(\%)$	21.0	21.3	21.5	21.8	22.0	22.3

STC: Irradiance 1000W/m<sup>2</sup>, Cell Temperature 25°C, Air Mass AM1.5. \*Measuring tolerance: ±3%. \*\*Power selection up to: +3%.

**ELECTRICAL DATA (NOCT)**

Peak Power Watts- $P_{MAX}(W_p)$	321	324	329	334	337	340
Maximum Power Voltage- $V_{MPP}(V)$	26.6	26.8	27.1	27.4	27.5	27.7
Maximum Power Current- $I_{MPP}(A)$	12.07	12.10	12.14	12.20	12.23	12.27
Open Circuit Voltage- $V_{oc}(V)$	32.1	32.3	32.6	33.0	33.2	33.5
Short Circuit Current- $I_{sc}(A)$	12.71	12.74	12.78	12.84	12.87	12.92

NOCT: Irradiance at 800W/m<sup>2</sup>, Ambient Temperature 20°C, Wind Speed 1m/s.

**TEMPERATURE RATINGS**

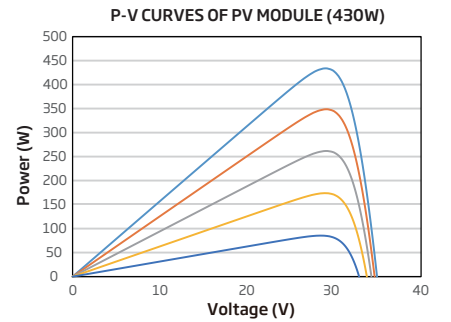
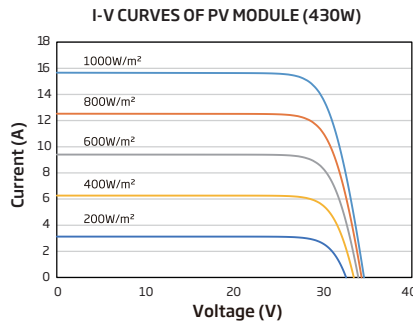
NOCT (Nominal Operating Cell Temperature)	43°C (±2°C)
Temperature Coefficient of $P_{MAX}$	-0.29% /°C
Temperature Coefficient of $V_{oc}$	-0.24% /°C
Temperature Coefficient of $I_{sc}$	0.04% /°C

Due to different testing methods, the actual performances might differ from the declared specifications.

**MAXIMUM RATINGS**

Operational Temperature	-40 ~ +85°C
Maximum System Voltage	1500V DC (IEC) 1500V DC (UL)
Max Series Fuse Rating	30A

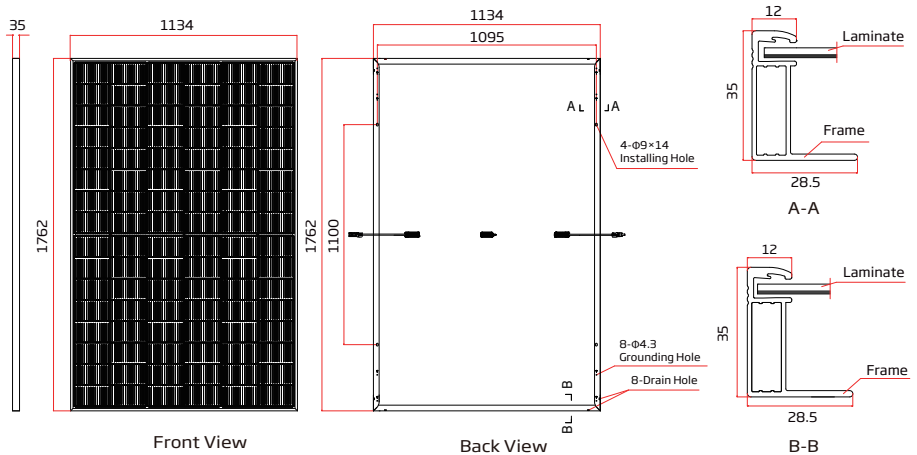
**CURVES OF PV MODULE**



**MECHANICAL DATA**

Solar Cells	N-type i-TOPCon Monocrystalline
No. of cells	96 cells
Module Dimensions	1762×1134×35 mm (69.37×44.65×1.38 inches)
Weight	21.5 kg (47.40 lb)
Front Glass	3.2mm (0.13inches), AR Coating Tempered Glass
Backsheet	White-black Opaque Backsheet
Frame	35mm(1.38 inches) Anodized Aluminium Alloy, Black
J-Box	IP 68 rated
Cables	Photovoltaic Technology Cable 4.0mm <sup>2</sup> (0.006 inches <sup>2</sup> ) Landscape: 1100 mm/ 1100 mm (43.31/43.31 inches)
Connector	MC4 EV02 / TS4 Plus / TS4*
Packaging	Modules per box: 31 pieces Modules per 53' container: 806 pieces
Fire Type	Type 1 or Type 2

\*Please refer to regional datasheet for specified connector.



CAUTION: READ SAFETY AND INSTALLATION INSTRUCTIONS BEFORE USING THE PRODUCT.  
© 2025 Trina Solar Co.,Ltd. All rights reserved. Specifications included in this datasheet are subject to change without notice. The right of final interpretation belongs to Trina Solar Co.,Ltd.  
Version number: TSM\_NA\_EN\_2025\_PA8\_S1